

Masted
Trucks

M26 T/30 T
M40 T/50 T

Rough terrain specialist

- Capacity from 2600 kg to 5000 kg
- Lifting height from 3 m to 6 m
- 2- or 4-wheel drive models
- Motorization Turbo Euro III



M: true rough terrain trucks

The M trucks, from 2.6 to 5 tonnes of capability, enable you to transport heavy, long or bulky loads wherever you wish.

Whether on steep slopes or uneven ground, you will appreciate the benefit of the stability and unequalled traction of these rough terrain trucks from the MANITOU range.




● Robust first and foremost

Uniquely for this kind of truck, the M series are fitted with a solid bloc chassis that is perfectly able to withstand the effects from twisting on rough terrain, with a suspended cab that protects the driver from vibrations, with a steerable rear oscillating axle to give easy manoeuvring on muddy ground and a load absorber as standard to protect the load from damage on difficult ground.



• Power serving effectiveness

To be effective in the yard the operator must be fast and precise, This is why the M trucks are powerful and fitted with a Perkins 1104 D 44 T engine that complies with the EURO III standard. Its 4 direct injection cylinders develop 70 kW / 95 hp at a nominal engine speed of 2200 rpm; combined with the torque converter transmission the operator is able to choose a travelling gear on stable ground or engine torque for traction on unstable ground (4-speed gearbox).



● Unequaled performance

*Popular for their extraordinary ability to drive over obstacles and their ground-holding in muddy conditions, **the M trucks with capacities from 2.6 T to 5 T can carry out a variety of duties in complete safety.***

Designed to give optimum stability, with a wide gauge that can handle long loads in complete safety; with high ground clearance and with wide diameter wheels at the front to cross obstacles more easily, good weight distribution over the axles and a hydraulic differential lock system (optional on the 4-wheel drive) to control the truck under all conditions.



● Extra comfort

The spacious enclosed cab with tinted glass fitted as standard, heating, comfortable adjustable seat, efficient dashboard with control lights, and a system that automatically locks the doors open to give ventilation in hot weather mean that the operator can work effectively in all weathers.



In addition there are the advantages of the ergonomically designed controls placed within easy reach, and of increased safety given by the exceptional visibility round the mast and on the sides of the truck which enable the driver to see his load and surroundings

● **Simpler maintenance**

The fully opening bonnet gives complete access to the engine, gauges, filters and greasers to keep down maintenance time and encourage routine maintenance.












● **Versatility under all circumstances**

Available as 2 or 4-wheel drive, the M range includes 6 models: M26.2, M30.2, M26.4, M30.4, M40.4, M50.4. The exceptional traction of the M trucks enables you to be as effective with forks in the yard, with a bucket for picking up bulk loads, a skip for concrete, or wood clamp when dealing with timber.



Tyres

M26.2/M26.4/M30.2/M30.4/M40.4/M50.4

		Versions		Tread	Width tyre (mm)	Overall width to the tyres (mm)	
Standard fitting	M26.2/26.4 M30.2/30.4	Agricultural version	FRONT	16.5/85-24 TL SGI 8 PR	435	2105	
	M26.2	Industrial version	REAR	9.00 - 16 EM5 10PR	275	1795	
	M30.2	Industrial version	REAR	10 R 17.5 G 291	250	1770	
	M26.4 M30.4	Agricultural version	REAR	10.5/80 - 18 TG 42 Tubeless 10 PR	275	2035	
	M40.4 M50.4	All purpose	FRONT	18 R 22,5 XF Tubeless* (445/65 R 22,5)	450	2070	
	M40.4 M50.4	Agricultural version	REAR	340/80 R18 XMCL	350	2090	
Optional fitting	M26.2/30.2	All purpose	FRONT	13.00 R 24 XGLA Tubeless	335	2070	
	M26.2 M30.2	Agricultural version	REAR	10,5/80 - 18 TG 42	275	1795	
	M26.4 M30.4	Agricultural version	REAR	12.0 - 18 T86	310	2070	

EQUIPMENT

STANDARD EQUIPMENT

- Carriage
- Complete cab with side doors
 - Tinted windscreen and rear window
 - Front and rear wipers
 - Front windscreen washer
 - Skai seat
 - Safety belt
 - Heating
- Road lighting adjustment
- Load shock absorber
- Driver presence detection

OTHER OPTIONAL EQUIPMENT

Mast and accessories:

- Wide choice of forks
- Different carriage sizes
- Load back rest
- Hydraulic outlets for accessories
- Quick-release couplings
- Side-shift carriage
- Double carriages

- Tilttable carriage with mechanical lock
- Fork positioners
- Agricultural bucket
- Rehandling, earth moving or concrete bucket

Cab and driver comfort:

- Air-conditioning
- More comfortable seat (fabric or pneumatic)
- Sliding door bay
- Roof wiper
- Sun visor on roof window and windscreen
- Document holder
- Car radio
- Tilttable steering column

Safety:

- Rotating lamp
- Internal and external rear-view mirror adjustment
- Working lights (front or rear)
- Back-up alarm buzzer
- Balancing valve on tilt cylinders
- Increase in mast tilt angle

- Foam inflation
- Emergency circuit-breaker
- Battery cut-off switch
- Anti-theft systems

Difficult environment and medium:

- Differential lock (2 wheel drive)
- Wide choice of tyres (multipurpose, all terrain...)
- Wing extensions
- Cyclonic or self-cleaning prefilter
- Prefilter heightener

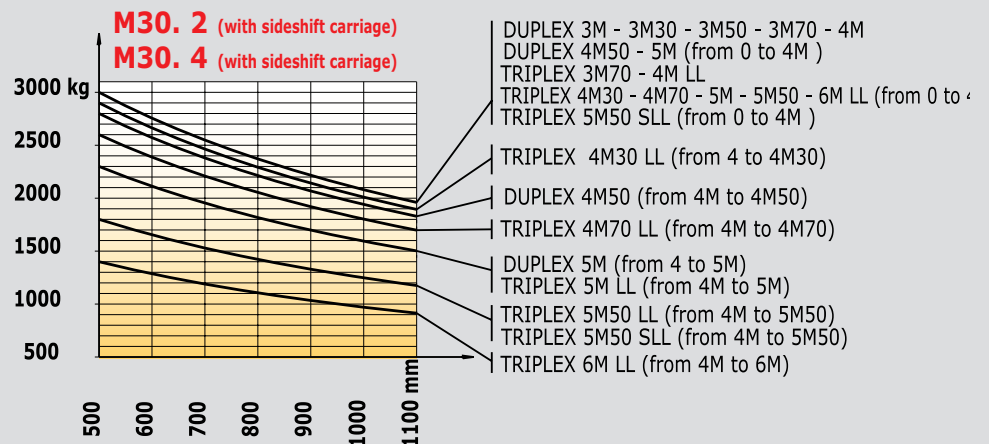
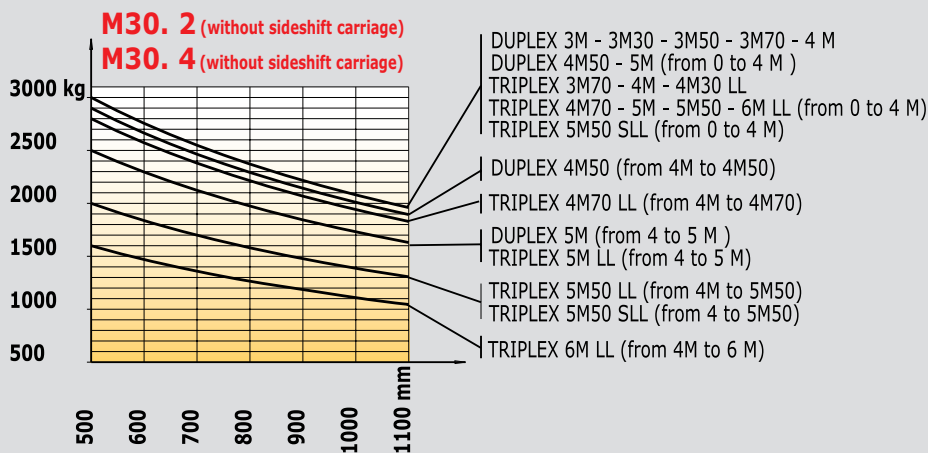
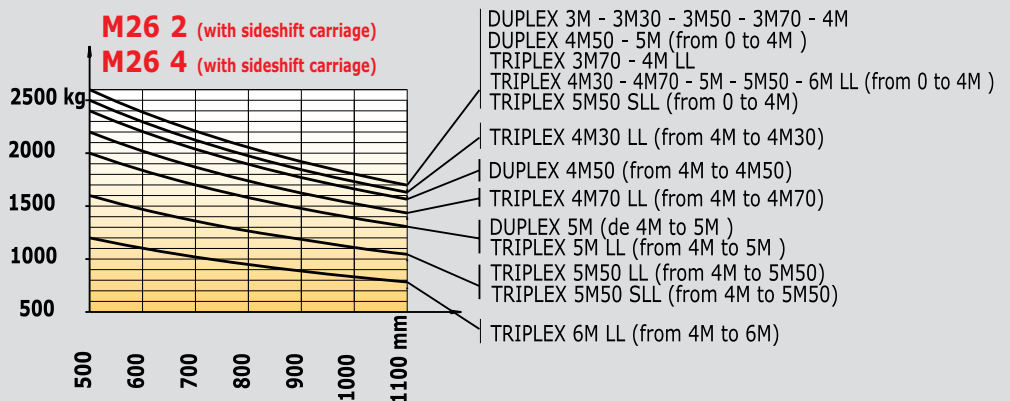
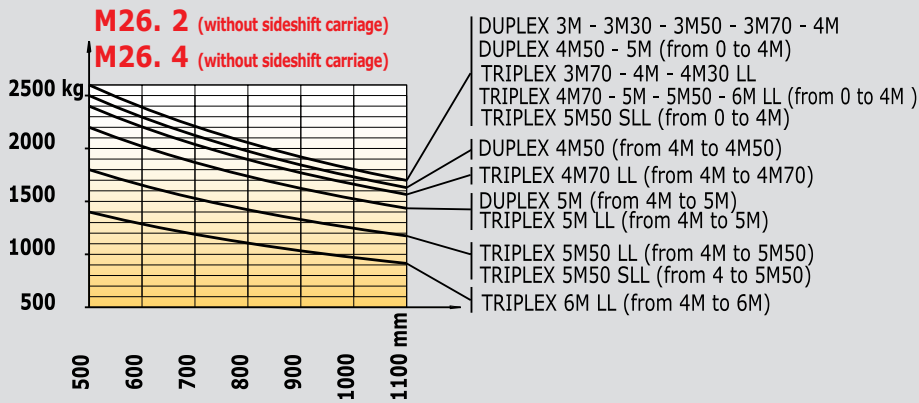
Cold countries:

- Diesel heater
- Battery for cold conditions

Special offers (some examples):

- Specific accessory
- Spark-guard
- ...

Roller masts M26/M30

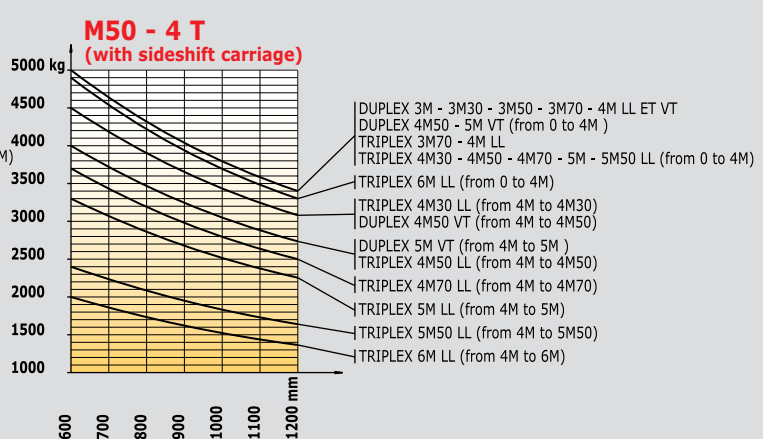
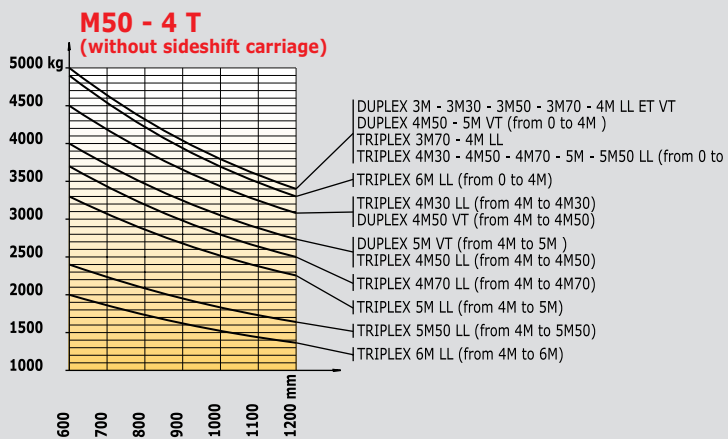
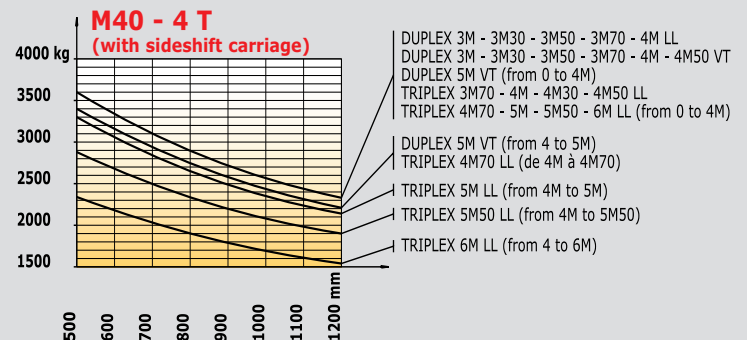
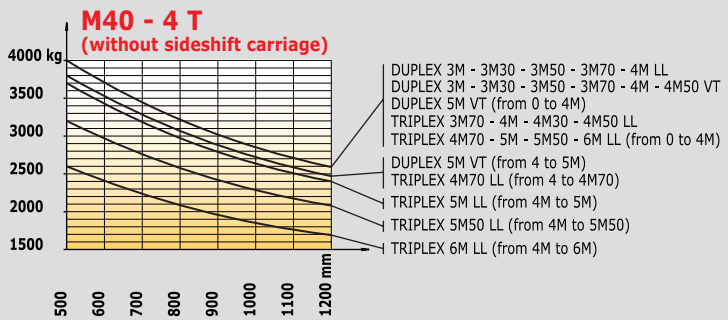


Roller masts M26/M30

MASTS		TYPE OF TRUCK	OVERALL MAST DOWN	FREE LIFT (mm)	OVERALL MAST EXTENDED (mm)	HEIGHT AT MAXIMUM CAPACITY (mm)		CAPACITY AT MAXIMUM HEIGHT (mm)		MAST TILT ANGLE FRONT / REAR
						with sideshift carriage	without sideshift carriage	with sideshift carriage	without sideshift carriage	
Duplex all round visibility	3.00 m	M26.2/M26.4 T M30.2/M30.4 T	2540	130	4115	3000 3000	3000 3000	2600 3000	2600 3000	6°/12°
	3.30 m	M26.2/M26.4 T M30.2/M30.4 t	2540	130	4415	3300 3300	3300 3300	2600 3000	2600 3000	6°/12°
	3.50 m	M26.2/M26.4 T M30.2/M30.4 T	2625	130	4615	3500 3500	3500 3500	2600 3000	2600 3000	6°/12°
	3.70 m	M26.2/M26.4 T M30.2/M30.4 T	2785	130	4815	3700 3700	3700 3700	2600 3000	2600 3000	6°/12°
	4.00 m	M26.2/M26.4 T M30.2/M30.4 T	2975	130	5115	4000 4000	4000 4000	2600 3000	2600 3000	6°/12°
	4.50 m	M26.2/M26.4 T M30.2/M30.4 T	3225	130	5615	4000 4000	4000 4000	2400 2800	2500 2900	6°/12°
	5.00 m	M26.2/M26.4 T M30.2/M30.4 T	3475	130	6115	4000 4000	4000 4000	2000 2300	2200 2500	6°/12°
Duplex free lift	3.00 m	M26.2/M26.4 T M30.2/M30.4 T	2540	1383	4032	3000 3000	3000 3000	2600 3000	2600 3000	6°/12°
	3.30 m	M26.2/M26.4 T M30.2/M30.4 T	2540	1533	4332	3000 3300	3300 3300	2600 3000	2600 3000	6°/12°
	3.50 m	M26.2/M26.4 T M30.2/M30.4 T	2625	1633	4532	3500 3500	3500 3500	2600 3000	2600 3000	6°/12°
	3.70 m	M26.2/M26.4 T M30.2/M30.4 T	2785	1793	4732	3700 3700	3700 3700	2600 3000	2600 3000	6°/12°
	4.00 m	M26.2/M26.4 T M30.2/M30.4 T	2975	1983	5032	4000 4000	4000 4000	2600 3000	2600 3000	6°/12°
	4.50 m	M26.2/M26.4 T M30.2/M30.4 T	3225	2233	5532	4000 4000	4000 4000	1600 1800	1800 2000	6°/12°
Triplex all round visibility	5.50 m	M26.2/M26.4 T M30.2/M30.4 T	3055	-	6725	4000 4000	4000 4000	1600 1800	1800 2000	6°/12°
Triplex free lift	3.70 m	M26.2/M26.4 T M30.2/M30.4 T	2540	1283	4732	3700 3700	3700 3700	2600 3000	2600 3000	6°/12°
	4.00 m	M26.2/M26.4 T M30.2/M30.4 T	2540	1383	5032	4000 4000	4000 4000	1600 1800	1800 2000	6°/12°
	4.30 m	M26.2/M26.4 T M30.2/M30.4 T	2540	1533	5332	4000 4000	4300 4300	2500 2900	2600 3000	6°/12°
	4.70 m	M26.2/M26.4 T M30.2/M30.4 T	2625	1633	5732	4000 4000	4000 4000	2200 2600	2400 2800	6°/12°
	5.00 m	M26.2/M26.4 T M30.2/M30.4 T	2785	1793	6032	4000 4000	4000 4000	2000 2300	2800 2500	6°/12°
	5.50 m	M26.2/M26.4 T M30.2/M30.4 T	2975	1983	6532	4000 4000	4000 4000	1600 1800	1800 2000	6°/12°
	6.00 m	M26.2/M26.4 T M30.2/M30.4 T	3225	2233	7032	4000 4000	4000 4000	1200 1400	1400 1600	6°/12°

Roller masts - Load charts M40/50 - 4

MASTS		TYPE OF TRUCK	OVERALL MAST DOWN	FREE LIFT (mm)	OVERALL MAST EXTENDED (mm)	HEIGHT AT MAXIMUM CAPACITY (mm)		CAPACITY AT MAXIMUM HEIGHT (mm)		MAST TILT ANGLE FRONT / REAR
						with sideshift carriage	without sideshift carriage	with sideshift carriage	without sideshift carriage	
all round visibility	3.00 m	M40.4 T M50.4 T	2560	-	4115	3000 3000	3000 3000	3600 4700	4000 5000	15°/15°
	3.30 m	M40.4 T M50.4 T	2710	-	4415	3300 3300	3300 3300	3600 4700	4000 5000	15°/15°
	3.50 m	M40.4 T M50.4 T	2810	-	4615	3500 3500	3500 3500	3600 4700	4000 5000	15°/15°
	3.70 m	M40.4 T M50.4 T	2910	-	4815	3700 3700	3700 3700	3600 4700	4000 5000	15°/15°
	4.00 m	M40.4 T M50.4 T	3060	-	5115	4000 4000	4000 4000	3600 4700	4000 5000	15°/15°
	4.50 m	M40.4 T M50.4 T	3305	-	5615	4500 4000	4500 4000	3600 4050	4000 4500	15°/15°
	5.00 m	M40.4 T M50.4 T	3560	-	6115	4000 4000	4000 4000	3400 3600	3800 4000	15°/15°
Duplex free lift	3.00 m	M40.4 T M50.4 T	2585	1518 1528	4117	3000 3000	3000 3000	3600 4700	4000 5000	15°/15°
	3.30 m	M40.4 T M50.4 T	2735	1668 1678	4417	3300 3300	3300 3300	3600 4700	4000 5000	15°/15°
	3.50 m	M40.4 T M50.4 T	2835	1768 1778	4617	3500 3500	3500 3500	3600 4700	4000 5000	15°/15°
	3.70 m	M40.4 T M50.4 T	2935	1868 1878	4817	3700 3700	4000 4000	3600 4700	4000 5000	15°/15°
	4.00 m	M40.4 T M50.4 T	3085	1968 1978	5517	4000 4000	4000 4000	3600 4700	4000 5000	15°/15°
Triplex free lift	3.70 m	M40.4 T M50.4 T	2485	1255 1265	4805	3700 3700	3700 3700	3600 4500	4000 5000	15°/15°
	4.00 m	M40.4 T M50.4 T	2485	1355 1365	5105	4000 4000	4000 4000	3600 4500	4000 5000	15°/15°
	4.30 m	M40.4 T M50.4 T	2510	1455 1465	5405	4300 4000	4300 4000	3600 4050	4000 4500	15°/15°
	4.50 m	M40.4 T M50.4 T	2585	1530 1540	5605	4500 4000	4500 4000	3600 3600	4000 4000	15°/15°
	4.70 m	M40.4 T M50.4 T	2645	1590 1600	5805	4000 4000	4000 4000	3400 3350	3800 3700	15°/15°
	5.00 m	M40.4 T M50.4 T	2760	1705 1715	6105	4000 4000	4000 4000	3300 2950	3700 3300	10°/15°
	5.50 m	M40.4 T M50.4 T	2910	1855 1865	6605	4000 4000	4000 4000	2880 2150	3200 2400	10°/15°
	6.00 m	M40.4 T M50.4 T	3085	2030 2040	7105	4000 4000	4000 4000	2350 1800	2600 2000	10°/15°



M26.2/M30.2 T : 2-wheel drive
M26.4/M30.4 T : 4-wheel drive
M40.4/M50.4 T : 4-wheel drive



Lifting capability

M26.2/M26.4 T (500 mm)	2600 kg
M30.2/M30.4 T (500 mm)	3000 kg
M40.4 T (500 mm)	4000 kg
M50.4 T (600 mm)	5000 kg



Standard lifting height3.70 m



Tyres

Front:

M26/M30 T	16,5/85-24 SGI 8 PR
M40.4/M50.4 T	18 R 22,5 XF TUBELESS

Rear:

M26.2 T	9.00-16 EM5 10 PR
M30.2 T	10 R17.5
M26-4 / M30-4 T	10.5 - 80 R18 TG 42 10PR
M40.4/M50.4 T	340/80 R18



Forks (mm)

Length	1200
Width x thickness	
M26/M30 T	125x40
M 40.4 T	150x50
M 50.4T	150x60



Multiskid hydraulic brakes with oil bath



PERKINS Euro III engine

Type	1104 D 44 T
Cubic capacity	4 cyl. - 4400 cm ³
Nominal engine speed	2200 rpm
Power (ISO/TR 14396)	70 kW (95 hp)
Maximum torque	392 Nm at 1400 rpm
Direct injection	
Water cooled	
Travelling up a slope when unloads/when loaded	
M26-2/M30-2 T	29%/45%
M26-4/M30-4 T	70%/75%
M40-4/M50-4 T	80%/80%



Transmission

.....	Torque converter
Reversing shift	electro-hydraulic
4 forward and reverse gears	
Max. travelling speed*	
M26/M30 T	28 km/h
M40.4/M50.4 T	25 km/h
Hydraulic differential lock M26.2/M30.2	
Electro-hydraulically controlled disconnect	
M26.4/M30.4/M40.4/M50.4	



Hydraulics

Geared main pump:	
Pressure/flow	
M 26.2/M 26.4 T	185 bar/89 l./mn
M 30.2/M 30.4 T	185 bar/89 l./mn
M 40.4/M 50.4 T	210 bar/89 l./mn
Priority Load sensing flow	
divider for steering	145 bar/89 l./mn



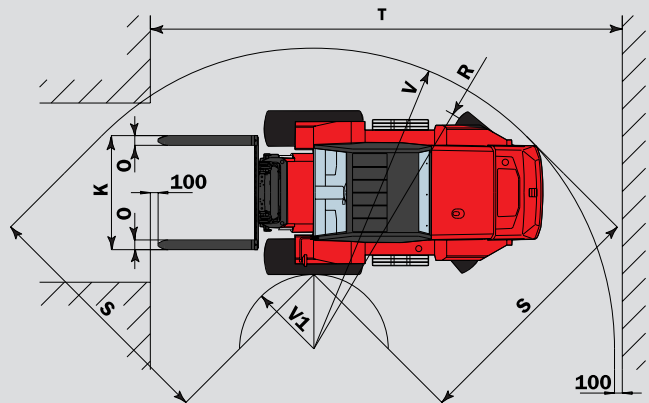
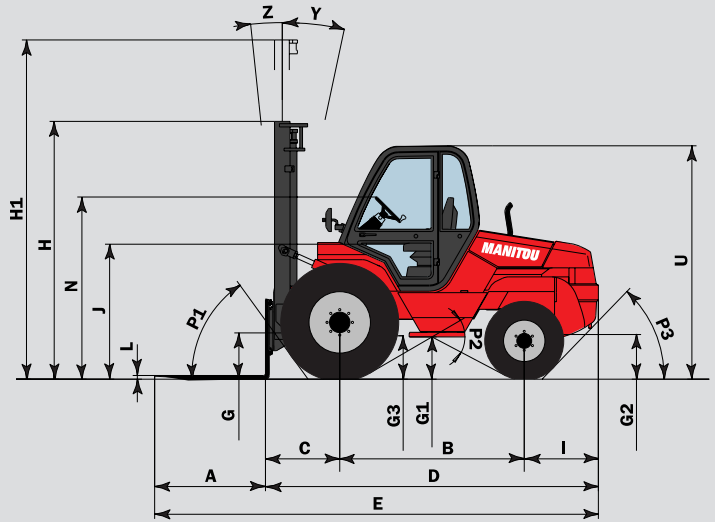
Capacity

Cooling system	13 l
Engine oil	8.5 l
Hydraulic oil	64 l
Transmission oil	15.5 l
Fuel	85 l

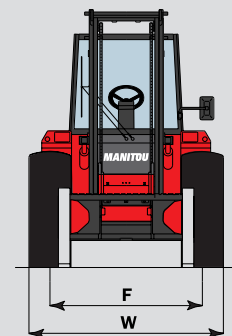
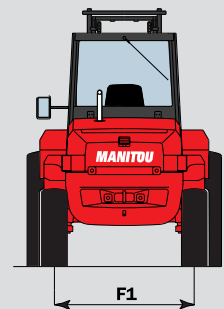


Weight (with standard mast and forks)

M26.2 T	5800 kg
M30.2 T	6100 kg
M26.4 T	5880 kg
M30.4 T	6180 kg
M40.4 T	6700 kg
M50.4 T	7660 kg



	Roller mast		
	M26.2 M30.2	M26.4 M30.4	M40.4 M50.4
A	1200	1200	1200
B	2000	2080	2124
C	810	810	762
D	3635	3635	3745
E	4835	4835	4945
F	1670	1670	1620
F1	1520	1760	1720
G	495	495	265
G1	465	395	375
G2	420	290	310
G3	480	480	360
H	2785	2785	2910
H1	4815	4815	4815
I	825	745	855
J	1480	1480	1435
K	1470	1470	1670
L	40	40	50
N	1960	1960	1925
O	125	125	150
P1	54°	54°	43,5°
P2	58°	57,5°	50°
P3	46°	56,5°	48,5°
R	3730	3930	3985
S	3215	3115	3366
T	6140	6280	6327
U	2540	2540	2495
V	3930	4070	4155
V1	1015	1350	1120
W	2105	2105	2080
Y	12°	12°	15°
Z	6°	6°	15°



Manitou, material handling world leader

Inventor of the rough terrain forklift truck, Manitou offers today the most comprehensive range to meet all specific handling and personal lifting requirements :



MANISCOPIC
Telescopic trucks



MANITOU
Rough terrain and semi industrial masted trucks



MANIACCESS
Access equipment



Twisco
Compact telescopic handler



MANIHOE
Backhoe/Loader with telescopic boom



MANITRANSIT
Truck mounted forklifts



MANILOADER
Articulated wheeled loaders



MANILEC
Electric pallet trucks and electric stackers

A network of skilled professionals at your service !

With a network of 600 service and parts centres in more than 120 countries, Manitou provides an efficient after-sales support based on the expertise of thousands of factory trained technicians.


VOLLEBREGT
BLEISWIJK

010 - 521 32 88

www.vorkheftrucks.nl

 **MANITOU**

